



Pressure &

Vacuum Measurement Solutions

WWW.MKSINST.COM



Series 354


MICRO-ION® VACUUM GAUGE MODULE

The MKS Micro-Ion® Gauge Module combines the world's smallest ionization gauge with the control electronics to create a compact, convenient, reliable, and cost-saving solution for many high vacuum applications. The Micro-Ion gauge includes many features that provide for a much more accurate and repeatable measurement than traditional Bayard-Alpert gauges from 5×10^{-2} Torr to 10^{-9} Torr. The all-metal package provides a rugged enclosure and a high level of immunity to electrical noise. High performance in a small volume is achieved through a number of enhancements including a patented dual ion collector design that optimizes electron motion and ion collection.

Modules are available with analog output, RS-485 or DeviceNet™ interfaces. The analog output and DeviceNet versions have a digital display option for convenient, point-of-use pressure readout.

Features & Benefits

- Compact, convenient, reliable, cost-saving vacuum measurement
- Vacuum pressure measurement to 10^{-9} Torr (10^{-9} mbar, 10^{-7} Pa)
- Dual filaments increase equipment uptime
- Ultra-clean construction allows rapid response during pump down
- Rugged, all-metal, RF and noise-immune module is CE compliant
- Optional local display aids in setup and diagnostics
- RS-485 and DeviceNet digital interfaces available
- Provides increased long term stability over traditional designs



Cross section of the Micro-Ion® Vacuum Gauge



Description

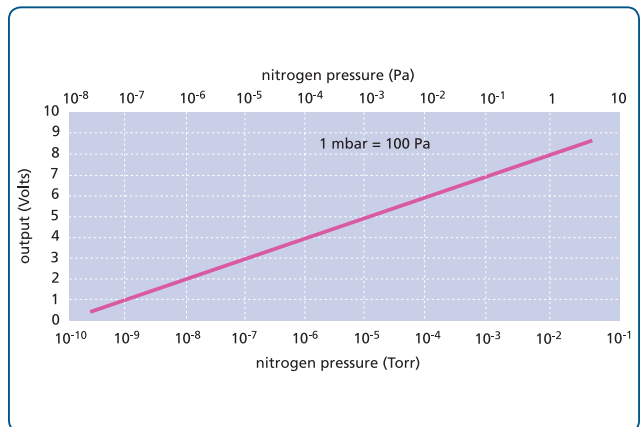
- **Wide Measurement Range:** Allows vacuum system performance to be monitored continuously from 5×10^{-2} to 10^{-9} Torr (7×10^{-2} to 10^{-9} mbar, 7 to 10^{-7} Pa).
- **Dual Filaments:** Dual, burn-out resistant yttria-coated iridium filaments provide long gauge life. Unscheduled downtime is avoided by using the second filament as a back-up until the gauge can be replaced during regular maintenance procedures.
- **Ultra-Clean Construction:** Micro-Ion gauges are designed, constructed and processed to minimize outgassing. All components are vacuum fired and assembled in a Class 100 cleanroom environment. This assures rapid, repeatable response during vacuum chamber pumpdown.
- **Cooler Operation:** At only 8% of the power consumption of a glass or nude gauge, the Micro-Ion gauge generates much less heat to disturb a process or experiment.
- **Analog Output Version:** The basic version provides an easy-to-use analog output signal that is linear with the logarithm of the pressure. An optional large green LED display provides point-of-use pressure indication.
- **Digital Interface Version:** Modules are available with an RS-485 or DeviceNet interface for easy compatibility with computer controlled processes. The digital interface versions have a setpoint relay allowing for control of other vacuum equipment or to provide a safety interlock.
- **All-Metal Package:** Provides high level of immunity to RF noise and is CE compliant.
- **Replaceable Gauge:** The Micro-Ion gauge can be quickly and easily replaced using only a screwdriver.
- **Wide Selection of Vacuum Fittings:** Simplifies installation on your vacuum system.
- **Long Term Stability:** End caps which control ion flow, welding grid windings every 180° , and the all metal housing provide repeatable measurements over time.



Micro-Ion® Vacuum Gauge Module



Replacement Gauge



Analog Output Signal



Specifications

Measurement Range for Air and N₂ See Notes (1), (2), (3)

Torr	1 x 10 ⁻⁹ to 5 x 10 ⁻²
mbar	1 x 10 ⁻⁹ to 7 x 10 ⁻²
Pa	1 x 10 ⁻⁷ to 7

Emission Current

0.1 or 4 mA

Degas

Electron bombardment, 3 W with 2-minute timer

Overpressure Protection

Gauge turns off at factory set upper pressure limit

Weight

370 gm (12 oz) with NW16KF flange

Power Required

24 VDC ±15%, 12 W max

Operating Temperature

0°C to 40°C ambient, non-condensing

Non-Operating Temperature

-40°C to 70°C

Case Material

Aluminum extrusion

CE Compliance

EMC Directive	2004/108/EC; EN61326-1
Low Voltage Directive	2006/95/EC; EN61010-1

Analog Output Version

1 Volt/decade, logarithmic, 0 to 9 V

Filament Control	Toggle switch on top of module
Input Signals	Filament on/off, degas on/off and emission current are set by continuity to ground
Output Signals	Filament and degas on/off status are determined by an open collector transistor
Connector	9-pin D male
Display (option)	2 digits plus exponent, green LED

RS-485 Interface Version

Parameters Adjustable	Filament on/off, degas on/off, emission current select, filament select, setpoint (value, direction, and hysteresis)
Baud Rate	19200 Baud (default value)
Data Format	ASCII, 8 data bits, one stop-bit, no parity, no handshake (default values)
Relay Configuration	Single-pole, double-throw (SPDT)
Relay Contact Rating	1 A at 30 VDC resistive load, 0.5 A at 125 VAC non-inductive
Connector	9-pin D male

DeviceNet Interface Version

Messaging	Polled I/O and explicit
Data Rates	125, 250 or 500 kbaud, switch selectable
Address	0 to 63, selected by using the Low and High address switches

Micro-Ion Gauge

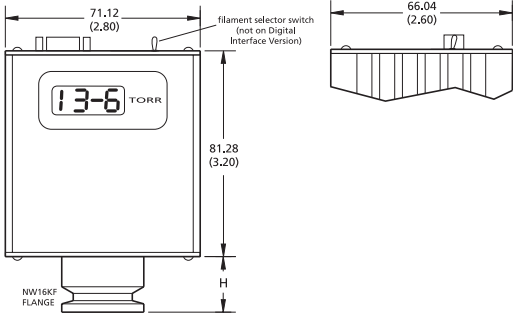
Sensitivity	20/Torr, 15/mbar, 0.15/Pa
X-ray Limit	< 3 x 10 ⁻¹⁰ Torr, < 4 x 10 ⁻¹⁰ mbar, < 4 x 10 ⁻¹⁰ Pa <small>See Note (3)</small>
Filament Materials	Yttria-coated iridium or tungsten <small>See Note (4)</small>
Other Materials Exposed to Gas	304 stainless steel, alumina, tantalum, tungsten, CuAg eutectic, Kovar [®]
Internal Gauge Volume	10.8 cm ³ (0.66 in. ³) to the port screen
Gauge Bakeout Temperature	200°C maximum (with electronics removed)

Notes:

- (1) Measurements will change with different gases and mixtures. Correction parameters for common gases are provided in the instruction manual.
- (2) Micro-Ion Gauges are not intended for use with flammable or explosive gases.
- (3) The X-ray limit is the absolute lowest indication from the gauge. It is not practical to make repeatable measurements near the X-ray limit.
- (4) Tungsten filaments are for applications involving gases containing fluorine, chlorine, or other gas species that poison yttria-coated iridium filaments. Tungsten filaments are not recommended for general vacuum applications because they may burn out when exposed to high pressures, including but not limited to H₂O.



Ordering Information



Vacuum Connection	Dim. H
1/2 inch 8 VCR-type female	58.4 (2.3)
1.33 inch (NW16CF) Conflat-type	43.2 (1.7)
2.75 inch (NW35CF) Conflat-type	43.2 (1.7)
NW16KF	20.3 (0.8)
NW25KF	20.3 (0.8)
NW40KF	20.3 (0.8)

Dimensional Drawing —

Note: Unless otherwise specified, dimensions are nominal values in millimeters (inches referenced).

Model Number Matrix

Choose a basic model, filament type, vacuum connection, and measurement unit to create your catalog number. For example to order a Micro-Ion Module with 3-digit display, analog output, yttria-coated iridium filaments, NW25KF fitting, and display in Torr: select catalog number 354002-YE-T.

Micro-Ion Modules:

Analog Output, No Setpoint Relays

No digital display	354001 - ## - #
3-digit display	354002 - ## - #

RS-485 Interface, 1 Setpoint Relay

No digital display (Torr only)	354005 - ## - #
--------------------------------	-----------------

DeviceNet Interface, 2 Setpoint Relays

No digital display	354009 - ## - #
3-digit display	354006 - ## - #

Filament

Yttria-coated iridium	Y
Tungsten	T

Vacuum Connection

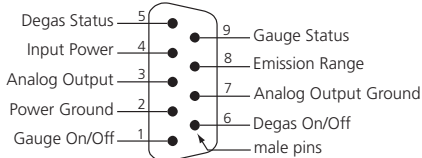
NW16KF	D
NW25KF	E
NW40KF	K
1.33-inch (NW16CF) Conflat®-type	F
2.75-inch (NW35CF) Conflat®-type	G
1/2 inch 8 VCR-type male	H

Measurement Units

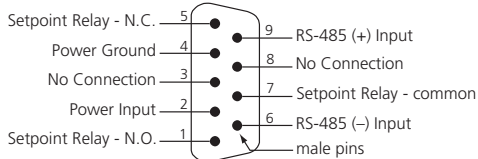
Torr	T
mBar	M
Pascal	P



Analog Output Version, No Setpoints



Digital Interface Version, One Setpoint



Electrical Connectors —

Analog Output and Digital Interface Versions

Replacement Gauges

Add the options below to create your catalog number.

		354003 - ##
Filament		
Yttria-coated iridium	Y	↑↑
Tungsten	T	
Vacuum Connection		
NW16KF	D	↑↑
NW25KF	E	
NW40KF	K	
1.33-inch (NW16CF) Conflat-type	F	
2.75-inch (NW35CF) Conflat-type	G	
1/2 inch 8 VCR-type male	H	



MKS Instruments, Inc. Global Headquarters

2 Tech Drive, Suite 201
Andover, MA 01810
Tel: 978.645.5500
Tel: 800.227.8766 (in USA)
Web: www.mksinst.com

MKS Instruments, Inc. Pressure & Vacuum Measurement Solutions

6450 Dry Creek Parkway
Longmont, CO 80503
Tel: 303.652.4400

Series 354 - 4/16
P/N 140955-EN-US, Rev. D
© 2014 MKS Instruments, Inc.
All rights reserved.

MKS products provided subject to the US Export Regulations. Diversion or transfer contrary to US law is prohibited. Specifications are subject to change without notice. Granville-Phillips®, Convector® and Micro-Ion® are registered trademarks, and mksinst™ is a trademark of MKS Instruments, Inc. Kovar® is a registered trademark of Carpenter Technology Corporation. ConFlat® is a registered trademark of Varian Associates. VCR® is a registered trademark of Swagelok Marketing Co.